

Tops and Bottoms

K-2 art and literature lesson on how
vegetables grow

Tops and Bottoms

By Janet Stevens

- An American Slave tale about “sharecropping”
- Trickster Tradition of using ones wits to overcome hardship
- Why did Bear get tricked the first time? The second time? The third time?
- How could this have ended badly for Hare?

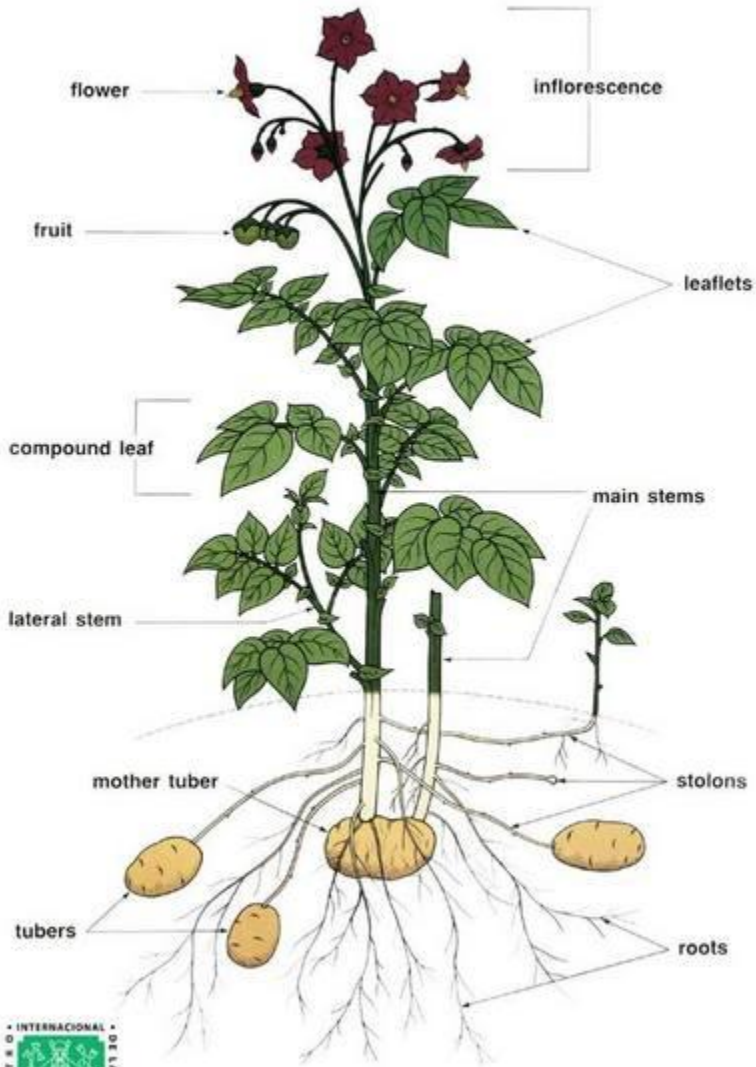
Vegetable Garden Painting



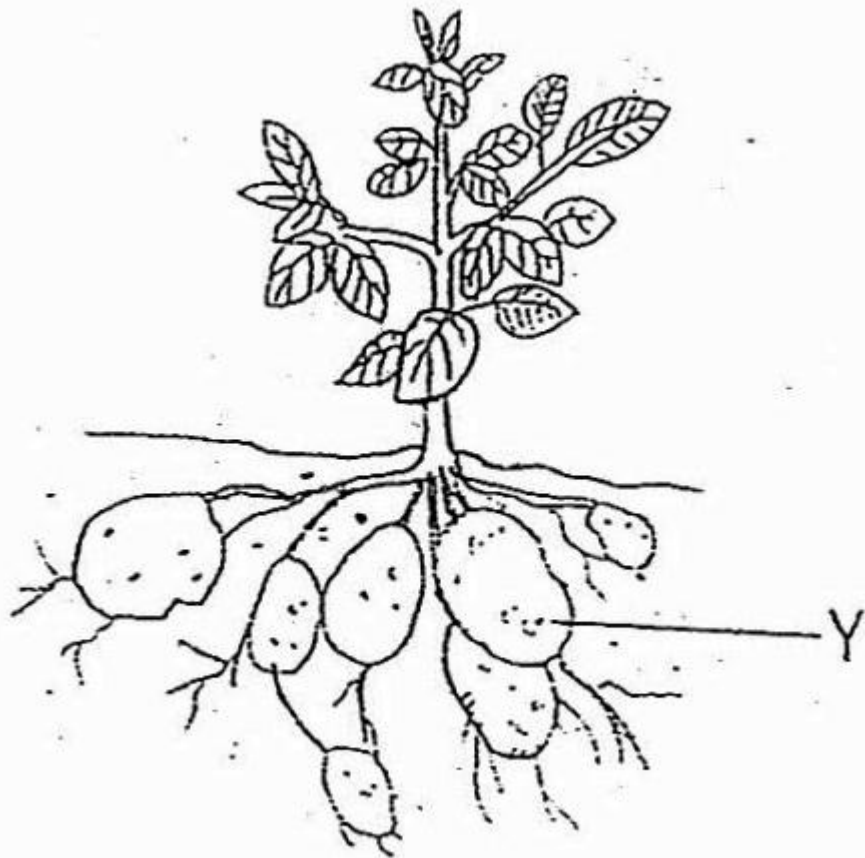
- Students were able to look at some real vegetables that had been pulled from the ground. We discussed the difference between a vegetable garden and a flower garden. Students noticed that even though sometimes vegetables are grown below the ground you can still tell what it is by looking at the leaves. They used this knowledge when they created their vegetable garden paintings. They started with pencil and sharpie, then colored the veggies with oil pastels, then painting the remaining areas either brown or blue.

- Art Learning Objectives:
- To teach students about the properties of oil pastels and water based paints and how the process of resist paintings work.
- **Grade:** 2nd grade
- **Time:** two 60 min classes
- **Materials:**
 - 12"x18" white paper
 - pencils
 - Sharpie markers
 - oil pastels
 - watercolor paints


The Potato Plant




INTERNATIONAL POTATO CENTER (CIP)



Carrots



Radishes



Green Onions



